

## Daily English 9 or English 9 Standard Summer Assignment


1. Read the short story *The Necklace* by Guy de Maupassant. It can be found on the following website: <http://www.eastoftheweb.com/short-stories/UBooks/Neck.shtml>
  
2. Use the attached thinking map to diagram to outline the sequence of events in the story and identify the major plot points. Use the vocabulary and definitions below to help you:
  - A. **Plot:** The sequence of events in a story. The plot focuses on a central conflict or problem faced by the main character(s). There are five main pieces of the plot.
  - B. **Exposition:** The beginning of the story where the audience is introduced to the characters and the setting. The conflict can also be introduced in the exposition.
  - C. **Rising Action:** As the conflict begins to build, the story gets more exciting. This action is not the most exciting part of the story, but does build the drama and anticipation
  - D. **Climax:** As the action builds and the conflict develops, the most exciting point in the conflict is called the **climax**.
  - E. **Falling Action:** After the most exciting moment in the plot, the excitement begins to fall. The characters may be finding a solution for the conflict, or the conflict may simply begin to work itself out.
  - F. **Resolution:** Finally, the conflict has been resolved.

You may draw your own thinking map if you need more space. Be sure it is easy to read.


Contact Mrs. Good at [jgood@aacps.org](mailto:jgood@aacps.org) if you need further clarification.

# Thinking Map – Sequence Diagram


CLIMAX:




RISING ACTION:



FALLING ACTION:



EXPOSITION:



RESOLUTION:

